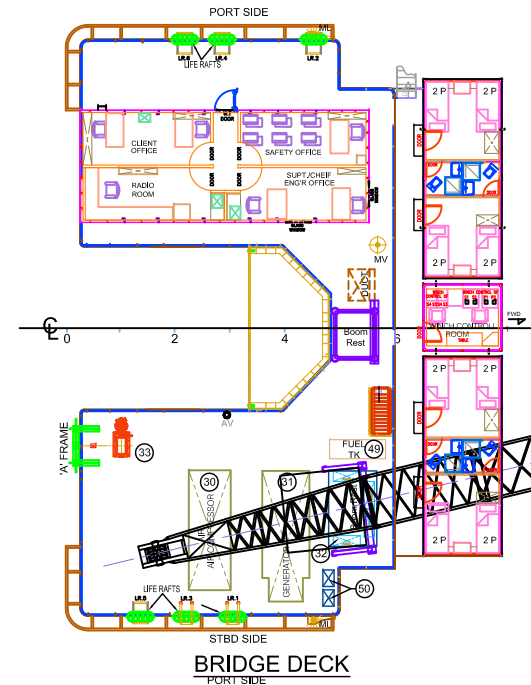
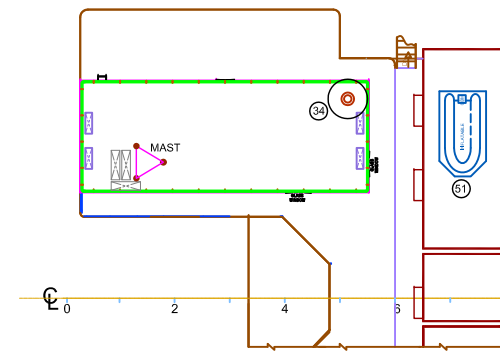


ELEVATION



BRIDGE DECK

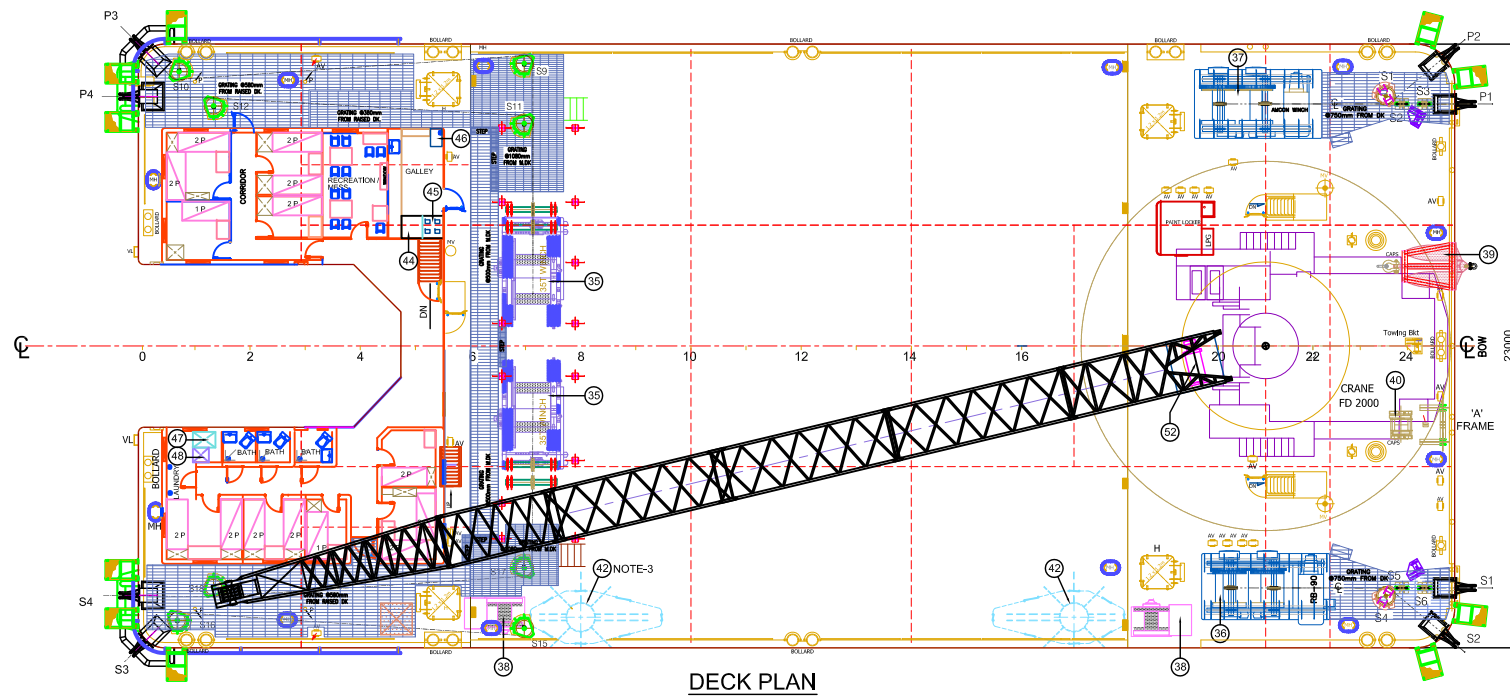


MAST DECK
(PORT SIDE ONLY)

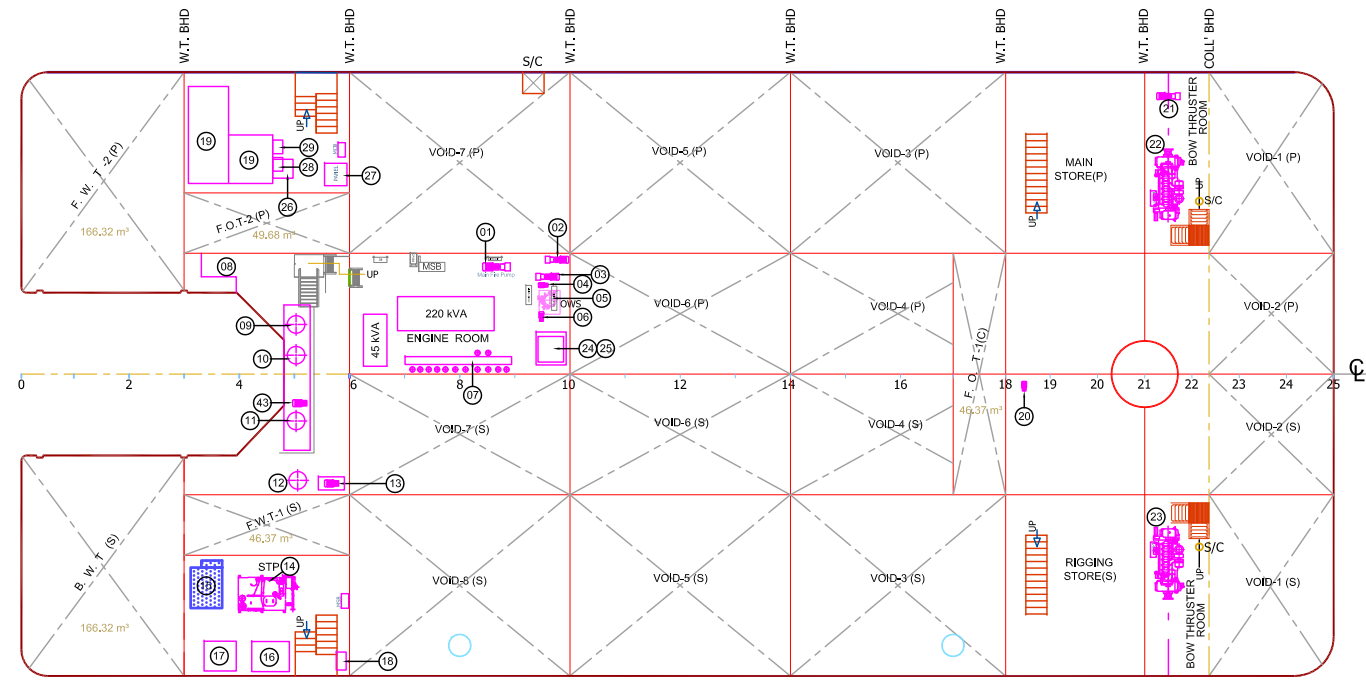
| EQUIPMENT LIST | PRINCIPAL PARTICULARS OF WB-225 |
|--|--|
| 01 - MAIN FIRE PUMP | LENGTH OVERALL (L.O.A)..... 48 M |
| 02 - SANITARY HYDROPHORE PUMP | LENGTH OVERALL (L.O.A)..... 50 M |
| 03 - BALLAST & BILGE PUMP | BREADTH (MOULDED)..... 23 M |
| 04 - FUEL OIL TRANSFER PUMP#1 | DEPTH (MOULDED)..... 3.5 M / 4 M |
| 05 - OILY WATER SEPARATOR(OWS) | DRAFT (MOULDED)..... 1.6 M |
| 06 - DIRTY OIL TRANSFER PUMP | DRAFT Max (MOULDED)..... 2.4 M |
| 07 - SUCTION OF MANIFOLD VALVES | CRANE ENGINE..... 400PS (NTA885-C400, Cummins) |
| 08 - MECHANICAL WORKSHOP | Kobelco FD-2000 Pedestal |
| 09 - SANITARY HYDROPHORE TANK | LIFTING CAPACITY..... 225T@8m |
| 10 - FRESH WATER HYDROPHORE TANK | Main & Aux Hook/Hoist : 225T & 20T |
| 11 - FRESH WATER HEATER # 1 | THRUSTER ENGINE..... 2x D6BD50 170HP 2200/497 |
| 12 - FRESH WATER HEATER # 2 | RPM MITSUBISHI (Remotely operable |
| 13 - FRESH WATER HYDROPHORE PUMP | from both Barge & Pusher Tug) |
| 14 - SEWAGE TREATMENT PLANT(STP) AFT STBD | Deck Loading..... 5 TONNES / m ² |
| 15 - HYDRAULIC POWER PACK | CLASS..... ABS |
| 16 - WASHING MACHINE | |
| 17 - DRIER | |
| 18 - SEA WATER COOLING PUMP FOR POWER PACK | |
| 19 - FREEZER AND CHILLER ROOM (PORT SIDE) | |
| 20 - FUEL OIL TRANSFER PUMP#2 | (FR0-FR1)..... 2.00 m |
| 21 - EMERGENCY FIRE PUMP (PORT) | (FR1-FR16)..... @2.10 m |
| 22 - BOW - THRUSTER ENGINE (PORT) | (FR16-FR18)..... @2.00 m |
| 23 - BOW - THRUSTER ENGINE (STBD) | (FR18-FR19)..... 1.70 m |
| 24 - DIRTY OIL TANK | (FR19-FR25)..... @1.80 m |
| 25 - FUEL OIL SERVICE TANK | |
| 26 - PANEL FOR GALLEY | |
| 27 - PANEL FOR FIRE PUMP | |
| 28 - CHILLER PANEL | |
| 29 - FREEZER PANEL | |
| 30 - AIR COMPRESSOR | |
| 31 - GENERATOR | |
| 32 - ELECTRICAL PANEL | |
| 33 - TUGGER WINCH | |
| 34 - SAT ANTENNA | |
| 35 - 35 TON MOORING WINCH | |
| 36 - RB-90 MOORING WINCH | |
| 37 - AMCON MOORING WINCH | |
| 38 - SPUD WINCH | |
| 39 - STORM ANCHOR | |
| 40 - AIR TUGGER | |
| 41 - CRANE (KOBELCO FD-2000 PEDESTAL) | |
| 42 - SPUD | |
| 43 - HOTWATER CIRCULATING PUMP | |
| 44 - HOT PLATE | |
| 45 - GRILL | |
| 46 - DEEP FRIER | |
| 47 - DRIER | |
| 48 - WASHING MACHINE | |
| 49 - FUEL TANK | |
| 50 - WELDING MACHINES | |
| 51 - ZODIAC | |
| 52 - AIR TUGGER | |

ACCOMMODATION

| | |
|-----------------------------|---------------------|
| FOUR BIRTH CABIN x 9 Nos. | = 36 PERSONS |
| TWIN BIRTH CABIN x 2 Nos. | = 4 PERSONS |
| SINGLE BIRTH CABIN x 2 Nos. | = 2 PERSONS |
| TOTAL | = 42 PERSONS |



DECK PLAN



BELOW DECK PLAN

NOTES:-
 1. ALL DIMENSIONS ARE IN MM. UNLESS OTHERWISE SPECIFIED.
 2. PUSHER TUG (DETACHABLE PROPULSION UNIT) IS ATTACHED AND USED AS AND WHEN REQUIRED
 3. SPUDS ARE INSTALLED AND USED AS AND WHEN REQUIRED

| REV | DATE | DESCRIPTION | BY | CH'K | RV'D | AP'D |
|-----|----------|-------------------------|-----|------|------|------|
| 02 | 06/04/15 | ISSUED FOR INFORMATION. | SUN | RGU | ZMT | KGS |
| 01 | 25/12/11 | ISSUED FOR INFORMATION. | SUN | PKR | ZMT | KGS |
| 00 | 09/02/11 | ISSUED FOR INFORMATION. | SUN | PKR | ZMT | KGS |

SCALE: 1:150 SIZE: A1 DRAWN: SUN CHECKED: EKC

CLIENT: INTERNAL
 PMC: INTERNAL

VALENTINE MARITIME (GULF) L.L.C.
 ABU-DHABI, U.A.E.

TITLE: **WB-225 - GENERAL ARRANGEMENT**

| | | | |
|---------|------------------|-----------|------|
| JOB No. | DRAWING No. | SHEET No. | REV. |
| | WB225-BRG-GA-002 | 1 of 1 | 02 |